

SONY



LMD-X3200MD

32-inch 4K 2D LCD monitor





High-Performance, Sleek and User-Friendly 4K UHD 32-Inch Medical Monitor

The Sony LMD-X3200MD 32-inch medical grade LCD monitor can display very high quality 4K Ultra HD color video images. Its ergonomic design is optimized for environments such as hospital operating rooms, surgical centers, and clinics.

Superb Picture Quality

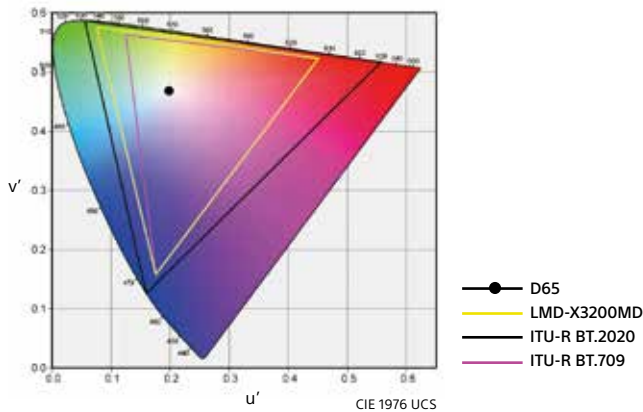
4K Ultra HD Resolution

4K resolution on a 32-inch (3840 x 2160) 16:9 screen offers high picture quality.



Wide Color Gamut

The LCD panel and signal processing technology provide a wide color gamut. This complies with the ITU-R Recommendation BT.2020 with a wider color gamut than the BT.709 color gamut, which allows better color reproduction and realistic visualization.



High Dynamic Range (HDR) Gamma Support

HDR technology enables images to be produced with a wider range of brightness levels, greater contrast, and rich colors. When receiving HLG (Hybrid Log-Gamma) signals from an HLG-compatible imaging system, you simply select HLG in monitor gamma setting mode; the monitor can then display HDR images.

Anti-Reflection Structure

The LMD-X3200MD is designed to minimize reflected glare in brightly lit ORs. The panel structure achieves clear, high-contrast images by controlling reflection and minimizing light dispersion in the LCD panel. This lets you use the monitor under various lighting conditions and avoids constantly adjusting of monitors in the OR to remove annoying reflections from surgical lights.

Advanced Features

Advanced Image Multiple Enhancer (A.I.M.E.™) Technology

Sony-unique A.I.M.E. technology enhances the displayed images by adjusting the color, contrast, and visibility of the dark area for more comfortable viewing. You can set each parameter directly via the button on the front panel and identify its status easily with the icon shown on the display during A.I.M.E. ON.

Selectable Modes

Structure Enhancement (Six levels)

- Improves recognition of the object's outline
- Objects can be seen more clearly with increased sharpness

Color Enhancement (Eight levels)

- Color tone differences can be manipulated to see objects more clearly

Shadow Enhancement (Six levels)

- Improves visibility in dark areas to see more details

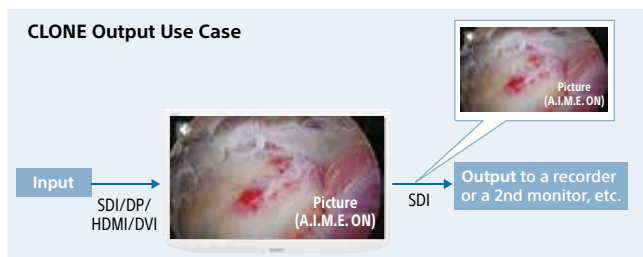


A.I.M.E. OFF

A.I.M.E. ON

CLONE Output

The clone-output connector enables you to output the same image as the displayed image, such as A.I.M.E., picture-in-picture images, and more. This allows you to easily record the same content as you are viewing; this is particularly useful in educational applications. Also the resolution of the clone-output can be selected from 4K or HD depending on how you are using it.

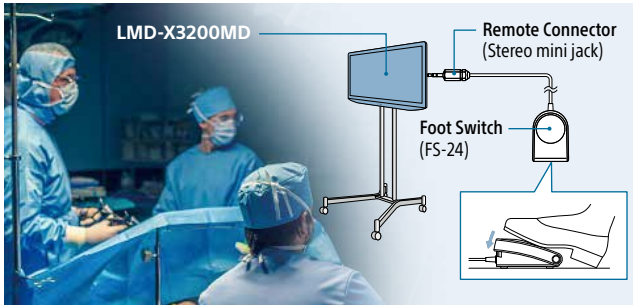


Auto Input Select Mode

If the main input signal is accidentally interrupted, the monitor's input will switch automatically to the second port.

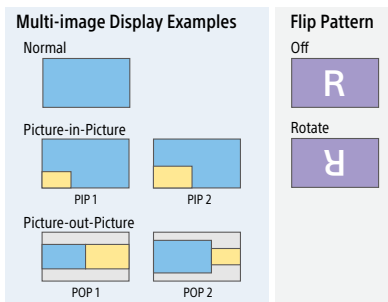
Simple Remote Control via Stereo Mini

This allows you to use the foot switch via the stereo mini jack to switch the most frequently used menus such as A.I.M.E. ON/OFF, Port A/B input select, PIP/POP, and flip pattern. This enables you to switch menus even if you are away from the monitor as you do not have to touch the monitor control panel.



Variety of Display Modes

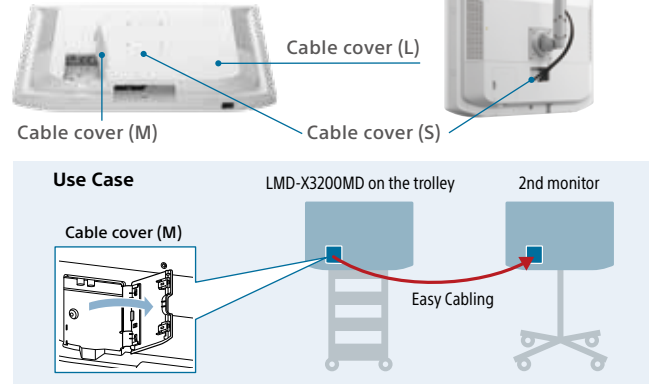
The LMD-X3200MD can display images from multiple sources quickly and easily from the menu in a variety of display modes - side-by-side, picture-in-picture (PIP), and picture-out-picture (POP). Also flip patterns such as flip rotation or off can be selected easily by pressing buttons.



Easy to Install & Use

Installation-Friendly Cabling

All the connectors face downwards, allowing for easy and organized cable connection. There are three cable access points to enable for multiple installation settings. The small cable cover is useful when the monitor is attached to a monitor arm. The medium-sized cable cover is specifically for the 12G-SDI input/output connector. It is useful especially for through-out connection to a second monitor. You can connect the cable without removing the large cable cover which protects all the other connectors to allow for neat and easy-to-clean installations. These features mean you can simplify the cabling for all your various installation needs.



Flat Surface Design for Better Cleaning

The LMD-X3200MD offers an edge-to-edge flush front surface. This design allows you to easily wipe liquids and gels off the LCD panel, control buttons, and also the rear cover, ensuring a high standard of disinfection and cleanliness.

Flexible AC Powering Options

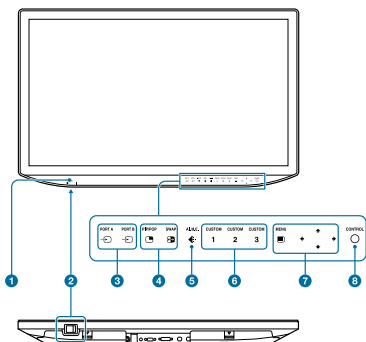
Installation is even more flexible with a choice of direct AC in or AC adapter power options (the AC-300MD AC adapter is sold separately).

User-Friendly Control Panel and Wide Range of Connectors

Various input/output connectors such as a 12G-SDI and display port are available to meet a wide variety of user needs. Operation is simplified by the intuitive, easy-to-use control

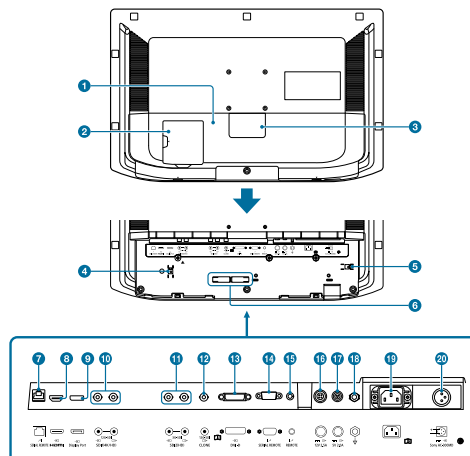
panel on the front of the unit. LED backlighting highlights only active control buttons and guides the user, especially in dark environments. Custom buttons can be assigned to commonly used functions.

Front Panel



- 1 Power indicator
- 2 (On/ Standby) switch
- 3 Input select buttons
- 4 Multi-image display setting buttons
- 5 A.I.M.E. button
- 6 CUSTOM buttons
- 7 OSD menu operation buttons
- 8 CONTROL button

Rear/Bottom Panel



- 1 Cable cover (L)
- 2 Cable cover (M)
- 3 Cable cover (S)
- 4 HDMI cable holder
- 5 AC power cord holder
- 6 Cable holder
- 7 SERIAL REMOTE connector (RJ-45)
- 8 HDMI input connector
- 9 Display Port input connector
- 10 12G-SDI input/output connector (BNC type) SDI1(4K/HD)
- 11 3G-SDI input/output connector (BNC type) SDI2(HD)
- 12 CLONE output connector (BNC type)
- 13 DVI-D input connector
- 14 SERIAL REMOTE connector (RS-232C) (Dsub 9-pin, female)
- 15 REMOTE connector (Stereo mini jack)
- 16 12V 2.5A (DC output) connector
- 17 5V 2.0A (DC output) connector
- 18 Equipotential terminal
- 19 AC input connector
- 20 DC input connector

Specifications

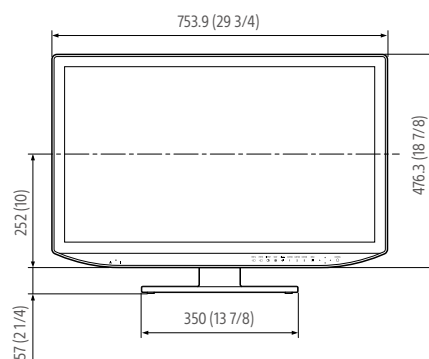
Picture Performance	
Panel	TFT Active Matrix LCD
Picture Size (Diagonal)	800.757 mm (31 5/8 inches)
Effective Picture Size (H x V)	697.92 × 392.58 mm (27 1/2 × 15 1/2 inches)
Pixel pitch	0.182 x 0.182 mm (0.007 x 0.007 inches)
Resolution (H x V)	3,840 x 2,160 pixels
Aspect	16:9
Pixel Efficiency	99.99%
Backlight	LED
Panel Technology	LCD with IPS
Luminance (Panel Specification)	500 cd/m ² (typical)
Contrast Ratio	1000:1
Colors	Approx.1.07 billion colors
Viewing Angle (Panel Specification)	89°/89°/89°/89° (typical) (up/down/left/right, contrast > 10:1)
Gamma	1.8, 2.0, 2.2, 2.4, 2.6, DICOM, HLG
Input	
HDMI Input	HDMI connector (x1) HDCP2.3 correspondence
DVI-D Input	DVI-D connector (x1) TMDS single link, HDCP1.4 correspondence
SDI Input	3G-SDI input connector BNC type (x1) 12G-SDI input connector BNC type (x1)
Display Port	Display Port connector (x1) SST, HDCP1.3 correspondence
Serial Remote (LAN)	D-sub 9-pin (RS-232C) (x1) RJ-45 modular connector (ETHERNET) (x1)
Remote	Stereo mini jack (x1)
AC input	AC input connector (x1) 100 V to 240 V, 50/60 Hz
DC Input	DC input connector (x1) DC 26 V
Output	
SDI Output	3G-SDI output connector BNC type (x1) 12G-SDI output connector BNC type (x1)
CLONE Output	CLONE output connector BNC type (x1)
DC 5 V Output	Round-type 3-pin female (x1), up to 2 A
DC 12 V Output	Round-type 4-pin female (x1), up to 2.5 A
General	
Power Requirements	AC IN: 100 V - 240 V, 50/60 Hz, 1.7 A - 0.8 A DC IN: 26 V, 5.8 A (Supplied from AC adaptor)
Power Consumption	Approx. 163 W (max.)
Operating Temperature	0 °C to 35 °C (32 °F to 95 °F)
Operating Humidity	30% to 85% (no condensation allowed)
Storage/Transport Temperature	-20 °C to +60 °C (-4 °F to +140 °F)
Storage/Transport Humidity	20% to 90% (no condensation allowed)
Operating/Storage/Transport Pressure	700 hPa to 1,060 hPa
Dimensions (W x H x D)	753.9 x 476.3 x 79.2 mm (29 3/4 x 18 7/8 x 3 1/8 inches) 753.9 x 533.3 x 319 mm (26 3/4 x 21 x 12 5/8 inches) (with optional SU-600MD stand)
Mass	Approx. 11.8 kg (26 lb 1 oz) (without optional SU-600MD stand)
Mounting	100 x 100 mm VESA
Supplied Accessories	AC power cord (1) Plug holder for the supplied AC power cord (2) Before Using This Unit (1) CD-ROM (including the Instructions for Use) (1) Service Contact List (1) Screws for the VESA mount, M4 x 12 mm (4)

* This product is distributed to EU and US as a medical device and satisfies product safety standards (e.g. IEC 60601-1).

Dimensions

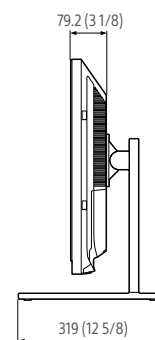
Front

When an optional stand SU-600MD is attached

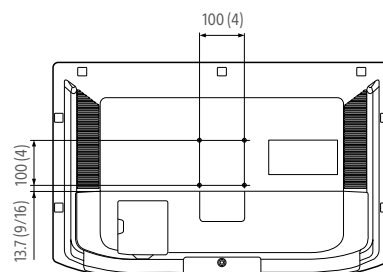


Side

When an optional stand SU-600MD is attached




Rear (VESA Mount Instruction)




Unit: mm (inches)


Optional Accessories



AC-300MD
AC Adaptor



SU-600MD
Monitor Stand



FS-24
Foot Switch

Distributed by

MK20425V10HB20MAY

©2020 Sony Corporation. All rights reserved.
 Reproduction in whole or in part without written permission is prohibited.
 Features and specifications are subject to change without notice.
 All non-metric weights and measurements are approximate.
 Sony is a registered trademark of Sony Corporation.
 A.I.M.E. is a trademark of Sony Corporation.
 All other trademarks are the property of their respective owners.
 Please visit Sony's professional website or contact your Sony representative for specific models available in your region.