



marClamp® IQ Instruments and maxium®

*The bipolar vessel sealing system
SealSafe® IQ for open surgery*



marClamp® IQ

Instruments for bipolar vessel sealing with SealSafe® IQ

The marClamp® IQ reusable instruments are used in combination with the maxium® HF generator for bipolar vessel sealing and enable effective, lasting and safe sealing of vessels and tissue bundles in all open surgical applications.

marClamp® IQ instruments can be combined with all maxium® units from hardware 06.

“Plug and Play” – automatic recognition of instruments with smart IQ plugs

marClamp® IQ instruments are equipped with a special plug by which the instrument is automatically assigned the required type of current, SealSafe® IQ, and an output power suitable for the instrument.

Intelligent IQ technology makes it possible to use marClamp® IQ instruments both in “Plug and Play” mode and by means of the accustomed program philosophy.

marClamp® IQ

Intelligent vessel sealing with marClamp® IQ and SealSafe® IQ

maxium®

+ marClamp® IQ

= SealSafe® IQ

... the more intelligent sealing system!





SealSafe® IQ

The bipolar vessel sealing system consisting of the maxium® high-frequency generator with its SealSafe® IQ current and the bipolar marClamp® IQ instruments allows you to seal vessels and tissue bundles effectively and lastingly without any need for previous dissection or detailed exposure of the tissue to be sealed.

Thanks to the precise SealSafe® IQ current specially adapted to this kind of application, only the tissue located between the instrument's jaws is sealed – lateral thermal tissue damage can thus be kept to an absolute minimum. This is explained by the high current-to-voltage ratio (high current but low voltage) that is typical of SealSafe® IQ current, distinguishing it from the conventional bipolar HF technique.

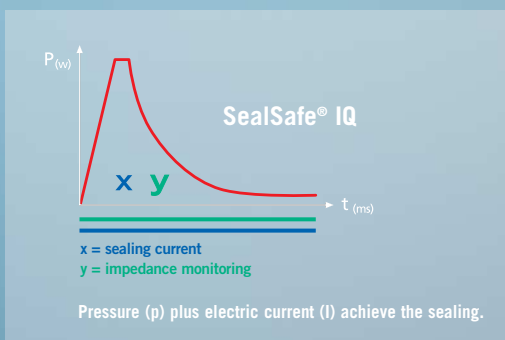
Besides, the SealSafe® IQ current has been optimized to reduce tissue adhesion or instrument incrustation

drastically and prevent tissue carbonization as long as the current is used as intended.

Due to the effective combination of high pressure (p) and electric current (I), a permanently sealed zone is reliably created on arteries, veins or tissue bundles. The instrument's ratchet plays a vital role here because it is important for the pressure to be maintained and kept constant throughout the sealing process.

During this process, endogenous structural proteins such as collagen and elastin are transformed so that a permanently sealed zone is created as a result.

With this sealing method there is absolutely no need for exogenous materials such as sutures or clips. The advantage of this method is the reduction in post-operative pain because no changes in tissue structures occur, e.g. constriction with suture material.



marClamp® IQ applications

- General and visceral surgery
 - Gastrectomy
 - Sigmoidectomy
 - Colectomy
 - Cholecystectomy
 - Mastectomy
 - Splenectomy
- Gynecology
 - Abdominal hysterectomy
 - Vaginal hysterectomy
 - Adhesiolysis
 - Cystectomy
- Urology
 - Prostatectomy
 - Cystectomy
- ENT
 - Thyroidectomy
 - Strumectomy
 - Parotidectomy
 - Neck dissection
- Proctology
 - Hemorrhoidectomy



Advantages of the system

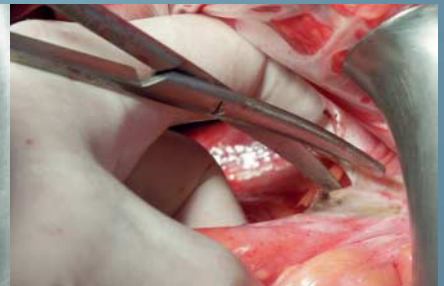
- Reliable sealing of vessels or tissue bundles without any previous dissection and detailed exposure
- Precise application due to limited lateral heat spread
- Less encrustation and carbonization thanks to the maxium® generator's special SealSafe® current
- Reliable surgical results without any need to use exogenous materials such as suture or clips
- Time savings compared with suturing; a single application is usually enough
→ shorter operating times
- High efficiency with reusable instruments, no expenses for consumables
- Instruments with ratchet for defined pressure application
- Ceramic pins in one jaw of the instrument ensure a defined distance between the jaws and prevent tissue slippage
- "Plug and Play" function with IQ plug (from hardware 06)
- Compatible with existing KLS Martin standard bipolar connecting cables
- Simple, yet highly reliable design
- No extra costs if the multidisciplinary HF unit maxium® is used / no special equipment required



The sealing process is started by grasping the tissue with the bipolar marClamp® IQ instrument and closing the ratchet. This strongly compresses the tissue.



The HF current is now activated via the foot switch until the sealing process stops automatically. Completion is confirmed by an acoustic signal.



Finally, the sealed tissue can be safely transected with a conventional pair of scissors.



The instrument can be reused after autoclaving it at 134 °C (273.2 °F). Due to the special current flow, no insulation is needed in the joint or box lock. This makes it highly resistant to wear.



One of the instrument's jaws features ceramic pins that ensure a defined distance between the jaws over their entire length, thus preventing a short. Besides, the pins prevent tissue slippage as well.



To apply the necessary pressure to the tissue and maintain it throughout the sealing process, the marClamp® instruments feature a ratchet.

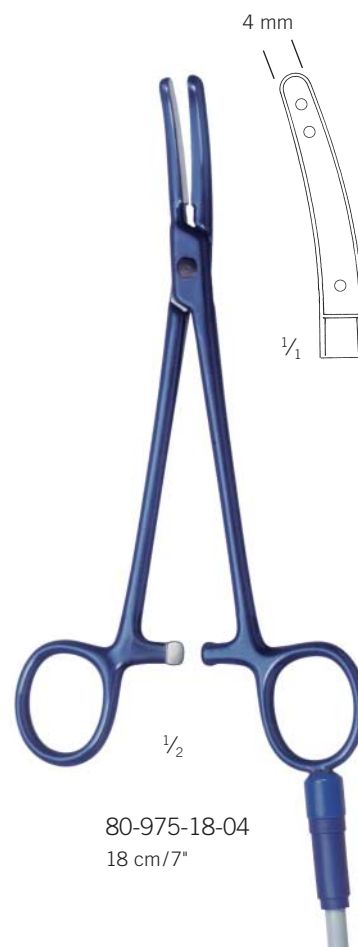
Overview of marClamp® IQ models

Different instrument geometries give each user the right instrument for the task at hand.

marClamp® IQ
maXium®

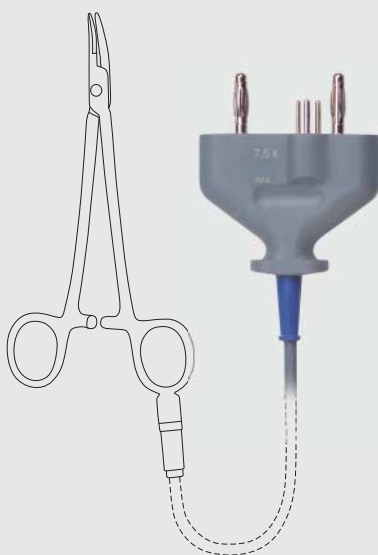


Please note that the marClamp® IQ models are intended for exclusive use with the maxium® HF generator and its SealSafe® IQ current.

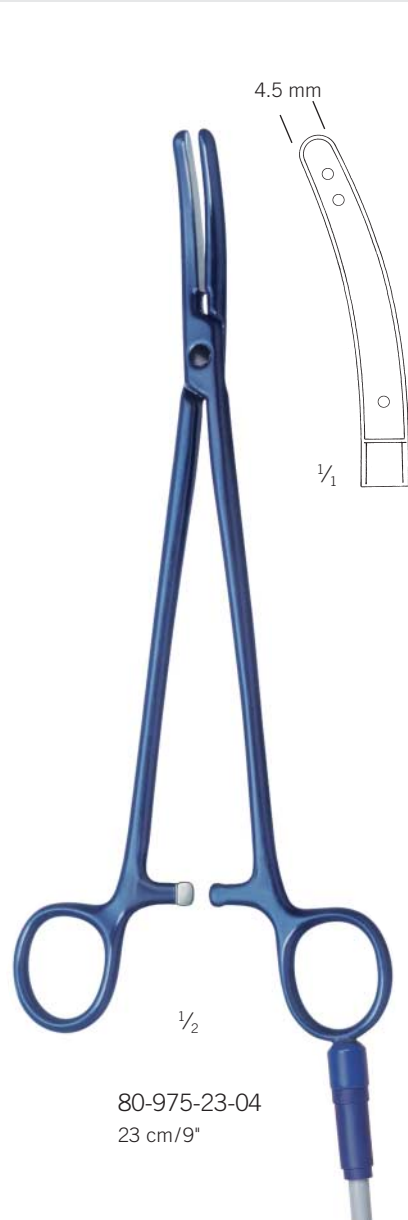


marClamp® IQ

- ✓ Plug & Play – smart bipolar vessel sealing forceps with instrument identification function
- ✓ Automatic parameterization on the maxium® HF generator
- ✓ Fully complies with the proven maxium® program philosophy



maxium®




Overview of marClamp® IQ models

Different instrument geometries give each user the right instrument for the task at hand.

marClamp® IQ
maXium®

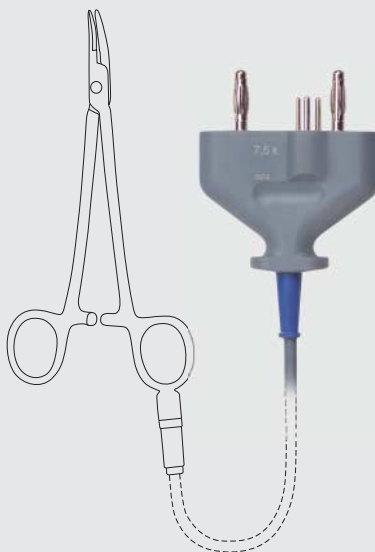


Please note that the marClamp® IQ models are intended for exclusive use with the maxium® HF generator and its SealSafe® IQ current.



marClamp® IQ

- ✓ Plug & Play – smart bipolar vessel sealing forceps with instrument identification function
- ✓ Automatic parameterization on the maxium® HF generator
- ✓ Fully complies with the proven maxium® program philosophy



maxium®



Kalem
80-977-23-04
23 cm/9"
marClamp® Uro



For more detailed information, please refer to our marClamp® Uro "Kalem" application brochure.



For more models please refer to the HF accessories catalog.

KLS Martin Group

KLS Martin France SARL
68200 Mulhouse · France
Tel. +33 3 89 51 3150
france@klsmartin.com

KLS Martin UK Ltd.
Reading RG1 3EU · United Kingdom
Tel. +44 1189 000 570
uk@klsmartin.com

KLS Martin do Brasil Ltda.
CEP 04.531-011 São Paulo · Brazil
Tel.: +55 11 3554 2299
brazil@klsmartin.com

Gebrüder Martin GmbH & Co. KG
Representative Office
121471 Moscow · Russia
Tel. +7 499 792-76-19
russia@klsmartin.com

Martin Italia S.r.l.
20864 Agrate Brianza (MB) · Italy
Tel. +39 039 605 6731
italia@klsmartin.com

Nippon Martin K.K.
Osaka 541-0046 · Japan
Tel. +81 6 62 28 9075
nippon@klsmartin.com

KLS Martin Australia Pty Limited
Artarmon NSW 2064 · Australia
Tel.: +61 2 9439 5316
australia@klsmartin.com

Gebrüder Martin GmbH & Co. KG
Representative Office
201203 Shanghai · China
Tel. +86 21 5820 6251
china@klsmartin.com

Martin Nederland/Marned B.V.
1271 AG Huizen · The Netherlands
Tel. +31 35 523 4538
nederland@klsmartin.com

KLS Martin L.P.
Jacksonville, FL 32246 · USA
Tel. +1 904 641 77 46
usa@klsmartin.com

KLS Martin SE Asia Sdn. Bhd.
14100 Simpang Ampat, Penang · Malaysia
Tel.: +604 505 7838
malaysia@klsmartin.com

Gebrüder Martin GmbH & Co. KG
Representative Office
Dubai · United Arab Emirates
Tel. +971 4 454 16 55
middleeast@klsmartin.com

Gebrüder Martin GmbH & Co. KG
A company of the KLS Martin Group
KLS Martin Platz 1 · 78532 Tuttlingen · Germany
PO Box 60 · 78501 Tuttlingen · Germany
Tel. +49 7461 706-0 · Fax +49 7461 706-193
info@klsmartin.com · www.klsmartin.com

